

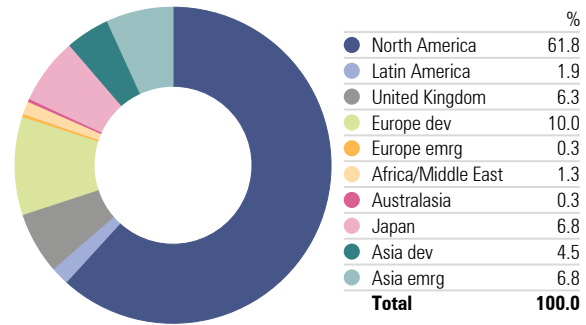
As of 2024/04/30

**MANAGED GLOBAL CAUTIOUS**

	1 month	3 months	6 months	1 year	3 years	5 years
<b>Managed Global Cautious</b>	<b>-2.26</b>	<b>-0.06</b>	<b>10.09</b>	<b>6.30</b>	<b>-1.42</b>	<b>2.58</b>
M&G (Lux) Glb Corp Bd C USD Acc	-1.74	-1.63	6.35	2.85	-1.51	2.19
Colchester Global Bond USD Hdg Acc I	-2.44	-2.94	4.23	-0.95	-2.69	0.22
Franklin US Government W(acc)USD	-2.69	-3.24	4.54	-2.50	-3.83	-1.12
iShares North America Eq Idx (LU) F2 USD	-2.83	4.37	23.12	24.64	6.82	12.55
Ninety One GSF US Dollar Money I Acc USD	0.44	1.24	2.58	5.21	2.59	1.87
iShares Global Govt Bd Idx (LU) F2 USD	-2.58	-3.45	3.46	-3.65	-7.53	-2.83
iShares World Equity Index (LU) F2 USD	-2.68	3.86	21.86	20.43	5.72	10.62
Fidelity Em Mkts Y-Acc-USD	-0.78	8.07	18.28	10.65	-10.03	1.54
Ninety One GSF Glb Frchs I Acc USD	-5.65	-2.91	11.25	7.85	1.59	7.59
iShares Emerging Mkts Eq Idx (LU) F2 USD	0.73	7.96	15.25	9.56	-6.06	1.46
iShares Japan Equity Index (LU) F2 USD	-4.51	1.12	19.13	18.58	1.60	5.90
Schroder ISF EURO Equity C USD Acc	-1.46	3.73	20.52	1.48	-1.71	
Ninety One GSF UK Alpha I Acc GBP	-1.41	0.00	14.13	2.33	-1.43	1.67
Dodge & Cox Worldwide US Stock A USD	-3.76	4.37	18.49	18.62	6.11	10.66

**EQUITY REGIONAL EXPOSURE**

Portfolio Date: 2024/04/30

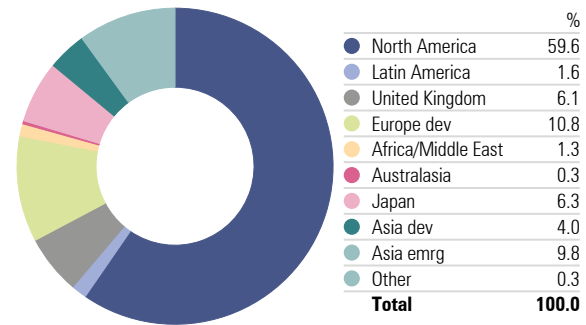


**MANAGED GLOBAL BALANCED**

	1 month	3 months	6 months	1 year	3 years	5 years
<b>Managed Global Balanced</b>	<b>-2.45</b>	<b>1.90</b>	<b>14.22</b>	<b>10.68</b>	<b>-0.36</b>	<b>4.76</b>
iShares North America Eq Idx (LU) F2 USD	-2.83	4.37	23.12	24.64	6.82	12.55
M&G (Lux) Glb Corp Bd C USD Acc	-1.74	-1.63	6.35	2.85	-1.51	2.19
iShares World Equity Index (LU) F2 USD	-2.68	3.86	21.86	20.43	5.72	10.62
Colchester Global Bond USD Hdg Acc I	-2.44	-2.94	4.23	-0.95	-2.69	0.22
Dodge & Cox Worldwide US Stock A USD	-3.76	4.37	18.49	18.62	6.11	10.66
Ninety One GSF Glb Frchs I Acc USD	-5.65	-2.91	11.25	7.85	1.59	7.59
Franklin US Government W(acc)USD	-2.69	-3.24	4.54	-2.50	-3.83	-1.12
Fidelity Em Mkts Y-Acc-USD	-0.78	8.07	18.28	10.65	-10.03	1.54
iShares Emerging Mkts Eq Idx (LU) F2 USD	0.73	7.96	15.25	9.56	-6.06	1.46
Schroder ISF EURO Equity C USD Acc	-1.46	3.73	20.52	1.48	-1.71	
iShares Japan Equity Index (LU) F2 USD	-4.51	1.12	19.13	18.58	1.60	5.90
Ninety One GSF UK Alpha I Acc GBP	-1.41	0.00	14.13	2.33	-1.43	1.67
Baillie Gifford WWV China B USD Acc	8.13	17.56	2.23	-12.50		
Ninety One GSF US Dollar Money I Acc USD	0.44	1.24	2.58	5.21	2.59	1.87
Sands Capital US Select Growth A USD Acc	-7.27	4.01	35.24	40.11	-6.11	8.62
Colchester Lcl Mkts Bd \$ Unhgd AccI	-2.78	-3.90	5.09	5.02	-0.15	1.43
iShares Global Govt Bd Idx (LU) F2 USD	-2.58	-3.45	3.46	-3.65	-7.53	-2.83

**EQUITY REGIONAL EXPOSURE**

Portfolio Date: 2024/04/30

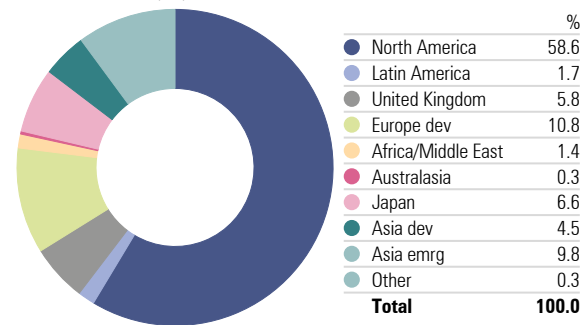


**MANAGED GLOBAL GROWTH**

	1 month	3 months	6 months	1 year	3 years	5 years
<b>Managed Global Growth</b>	<b>-2.69</b>	<b>4.04</b>	<b>19.15</b>	<b>16.29</b>	<b>1.17</b>	<b>7.46</b>
iShares North America Eq Idx (LU) F2 USD	-2.83	4.37	23.12	24.64	6.82	12.55
iShares World Equity Index (LU) F2 USD	-2.68	3.86	21.86	20.43	5.72	10.62
Dodge & Cox Worldwide US Stock A USD	-3.76	4.37	18.49	18.62	6.11	10.66
Ninety One GSF Glb Frchs I Acc USD	-5.65	-2.91	11.25	7.85	1.59	7.59
iShares Emerging Mkts Eq Idx (LU) F2 USD	0.73	7.96	15.25	9.56	-6.06	1.46
Fidelity Em Mkts Y-Acc-USD	-0.78	8.07	18.28	10.65	-10.03	1.54
Schroder ISF EURO Equity C USD Acc	-1.46	3.73	20.52	1.48	-1.71	
iShares Japan Equity Index (LU) F2 USD	-4.51	1.12	19.13	18.58	1.60	5.90
Ninety One GSF UK Alpha I Acc GBP	-1.41	0.00	14.13	2.33	-1.43	1.67
Fidelity America Y-Acc-USD	-3.59	4.80	15.42	17.41	6.39	8.16
Sands Capital US Select Growth A USD Acc	-7.27	4.01	35.24	40.11	-6.11	8.62
Baillie Gifford WWV China B USD Acc	8.13	17.56	2.23	-12.50		
Ninety One GSF US Dollar Money I Acc USD	0.44	1.24	2.58	5.21	2.59	1.87

**EQUITY REGIONAL EXPOSURE**

Portfolio Date: 2024/04/30



Returns are quoted in US Dollar. Returns greater than a year have been annualised. Returns prior to launch date are simulated and are based on the underlying funds at the initial weightings. Returns are net of OCF. The average weighted Ongoing Charges Figure (OCF) is merely an indication as the underlying fund weightings vary daily and share classes may differ from one platform to another. OCF excludes the Discretionary Management fee, Financial Advisor and Platform fees. Underlying asset allocations are lagged by one month. Share classes may differ depending on the platform the portfolio is loaded onto. Portfolio Size refers to total assets in the portfolio as at the last quarter end. ©2024 Morningstar. All Rights Reserved. The Morningstar name and logo are registered trademarks of Morningstar, Inc. The information, data, analyses, and opinions contained herein (1) include the proprietary information of Morningstar Inc. and its subsidiaries, (2) may not be reproduced, disseminated or disclosed without our prior written approval, (3) do not constitute investment advice offered by Morningstar, (4) are provided solely for informational purposes and therefore are not an offer to buy or sell a security, and (5) are not warranted to be correct, complete, or accurate. Morningstar shall not be responsible for any trading decisions, damages, or other losses resulting from, or related to, this information, data, analyses, or opinions or their use. It is important to note that investments in securities involve risk and will not always be profitable. MIM does not guarantee that the results of its investment decisions or the objectives of the portfolio will be achieved. MIM does not guarantee that negative returns can or will be avoided in any of its portfolios. An investment made in a security may differ substantially from its historical performance and as a result, you may incur a loss. Past performance is not a guide to future returns. Market data and statistical information has been obtained from various sources that we consider to be reliable. However, we make no representation as to, and accept no responsibility or liability whatsoever for, the accuracy or completeness of such information. The Morningstar Investment Management group comprises Morningstar Inc.'s registered entities worldwide, including South Africa. Morningstar Investment Management South Africa (Pty) Ltd is an authorised financial services provider (FSP 45679).